

DAV PUBLIC SCHOOL SEC-7 ROHINI

Proudly Announces

CLASS X CBSE RESULT

SESSION 2016-17

Total students with 10 CGPA : 24

Total students with 9.8 CGPA : 10

Total students with 9.6 CGPA : 9

**Total no. of students above 90% : 43
(CGPA 9.6 and above)**

TOTAL STUDENTS WITH CGPA > 9.0 : 74

**TOTAL NO. OF STUDENTS ABOVE 75% : 130
(CGPA >7.8)**





STUDENTS ABOVE 60% : 203






PASS PERCENTAGE: 98.84%






OUR SCHOLARS (A1 IN ALL FIVE SUBJECTS)






(CGPA=10/10)






TOTAL NO. OF STUDENTS = 24

S.NO	NAME	CLASS & SEC	STUDENT
1	HARSH RAJ	X-A	
2	KANIKA MALHOTRA	X-A	
3	LAKSHITA PANDEY	X-A	
4	MAYANK GOEL	X-A	

S.NO	NAME	CLASS & SEC	STUDENT
5	ARCHIE JAIN	X-B	
6	DEEPTI GUPTA	X-B	
7	MAHIMA JEJANI	X-B	
8	VAIBHAVI JAIN	X-B	
9	DAKKSH VASHISHT	X-C	

S.NO	NAME	CLASS & SEC	STUDENT
10	MISA	X-C	
11	VAIBHAVI	X-C	
12	ADITI BHATIA	X-D	
13	ADITYA ANAND	X-D	
14	GLORIA SAPRA	X-D	

S.NO	NAME	CLASS & SEC	STUDENT
15	KARTIKEY MISHRA	X-E	
16	NISHANT JHA	X-E	
17	RITIK AGGARWAL	X-E	
18	SHIVAM TAYAL	X-E	
19	VARTIKA MISHRA	X-E	

S.NO	NAME	CLASS & SEC	STUDENT
20	AMANPREET KAUR	X-F	
21	ISHA AGGARWAL	X-F	
22	CHANCHAL JAIN	X-F	
23	SIMRAN KHURANA	X-F	
24	MUGDHA	X-F	

OUR SHINING STARS WITH CGPA EQUAL TO 9.8

TOTAL STUDENTS = 10

S.NO	NAME	CLASS & SEC
1	JAHANVI SETH	X-A
2	DEVANSH SINGHAL	X-C
3	VISHAL YADAV	X-C
4	YATHARTH KAUSHIK	X-C
5	ALOK KUMAR	X-D
6	HARSH GARG	X-D
7	AASHISH KUMAR MISHRA	X-E
8	AYUSH JHA	X-F
9	AYUSH ROUTRAY	X-F
10	SHRUTI JHA	X-F

OUR LUMINARIES WITH CGPA =9.6)

TOTAL STUDENTS = 9

S.NO	NAME	CLASS AND SECTION
1	AARYAN SARASWAT	X - C
2	KUNAL SINGH MEHRA	X-C
3	PUNNYA BABBAR	X-C
4	NEELANKSH	X-D
5	YUKTI RANA	X-D
6	AKSHITA GARG	X-E
7	AMIT MAURYA	X-E
8	ADITI BHATNAGAR	X-F
9	HARSH JAIN	X-F

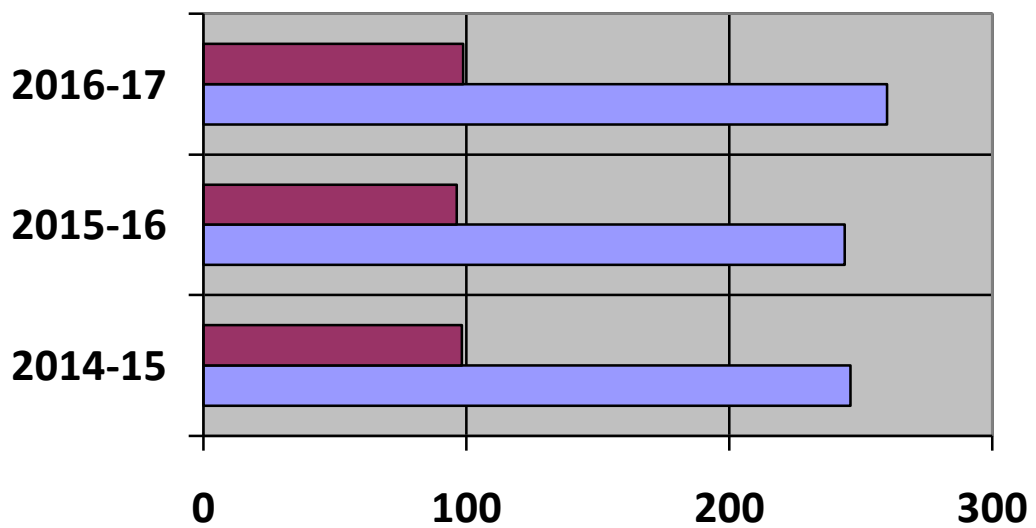
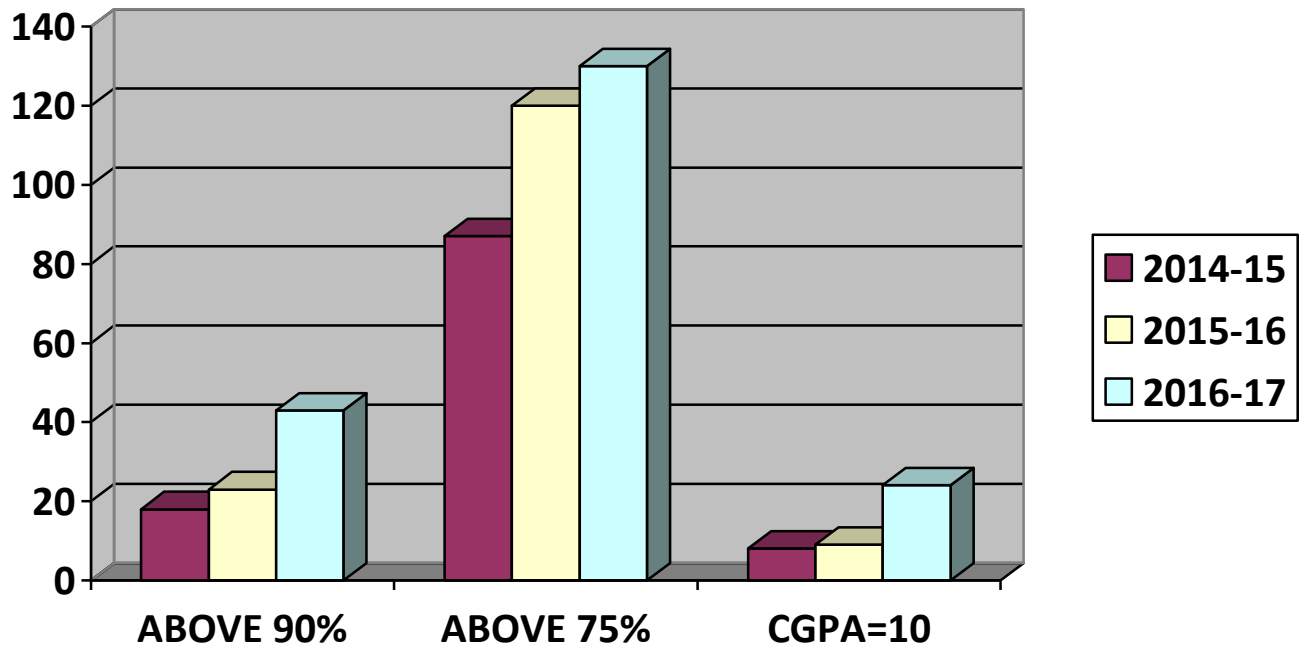
**NO. OF STUDENTS OBTAINING A PERFECT
10/10 IN EACH SUBJECT**

<u>SUBJECTS</u>	GRADE A1
<u>ENGLISH /260</u>	42
<u>HINDI/247</u>	42
<u>MATHS /260</u>	51
<u>SCIENCE /260</u>	42
<u>S.S.T /260</u>	44
<u>SANS/ 13+ 1(add)</u>	7
<u>I.T. ADD/36</u>	8
<u>MUSIC ADD/ 49</u>	11
<u>PAINTING ADD/2</u>	2

COMPARISON CHART FOR CBSE RESULT ANALYSIS

<u>CRITERIA</u>	<u>2015- 2016</u>	<u>2016- 2017</u>	<u>PERFORMANCE INC OR DEC</u>
<u>Students Appeared</u>	244	260	↑
<u>Students passed</u>	235	257	↑
<u>Students with CGPA=10</u>	9	<u>24</u>	↑
<u>Total pass percentage</u>	96.3%	<u>98.84%</u>	↑
<u>Students securing above 90%</u>	23	<u>43</u>	↑
<u>Students obtaining distinctions (above 75%)</u>	120	<u>130</u>	↑
<u>Students obtaining (above 60%)</u>	197	<u>203</u>	↑

SCHOOL PERFORMANCE



	2014-15	2015-16	2016-17
PASS PERCENTAGE	98.4	96.3	98.8
STUDENTS APPEARED	246	244	260